

S.M.P.S

Enclosed Switching
Power Supply

Low Cost Type

50L2 Series

50W SINGLE OUTPUT



- ▷ Constant voltage design
- ▷ Low cost, high reliability
- ▷ AC200-240V input
- ▷ Protections:
 - Overload/Over voltage /Short circuit
- ▷ 100% full load burn-in test
- ▷ Suitable for LED lighting and industrial applications
- ▷ Safety standards :
 - K61347-1,K61347-2-13
- ▷ EMC standards :
 - K00015,K61547,K61000-4-2,3,4,5,6,11
- ▷ 2years warranty

CB CE

ITEM		UP50S12L2
INPUT	VOLTAGE RANGE	AC200~240V
	FREQUENCY RANGE	47~63Hz
	EFFICIENCY(typ.)	82%
	AC CURRENT(typ.)	0.42A/230VAC
	INRUSH CURRENT(typ.)	COLD START 30A/230VAC
	LEAKAGE CURRENT	<2mA / 230VAC
OUTPUT	DC VOLTAGE	12V
	RATED CURRENT	4.2A
	RATED POWER	50W
	RIPPLE&NOISE(max.) Note2	170mVp-p
	VOLTAGE ADJ. RANGE	±5%
	VOLTAGE TOLERANCE Note3	±3%
	LINE REGULATION Note4	±1%
	LOAD REGULATION Note5	±2%
	SETUP,RISE TIME(typ.)	600ms,10ms/230VAC at full load
PROTEC-TION	HOLD UP TIME(typ.)	30ms/230VAC at full load
	SHORT CIRCUIT	Hiccup mode ; recovers automatically after fault condition is removed
	OVERLOAD	Over 110% of rating ; recovers automatically after fault condition is removed
ISOLA-TION	OVER VOLTAGE	115~140% of rating
	WITHSTAND VOLTAGE	I/P-O/P:AC3KV, I/P-F.G:AC1.5KV, O/P-F.G:AC0.5KV
ENVIRON-MENT	ISOLATION RESISTANCE	I/P-O/P, I/P-F.G, O/P-F.G:DC500V 100Mohms(At room temp. & humid.)
	WORKING TEMP.&HUMID.	-20~+60℃ (Refer to "DERATING CURVE"),20~95%RH
	STORAGE TEMP.&HUMID.	-30~+75℃,10~95%RH
OTHERS	VIBRATION	10~500Hz, 2G 10min./1cycle, period for 60min. each along X, Y, Z axes
	DIMENSION	112*78*35mm(L*W*H)
	WEIGHT	0.25Kg

NOTE

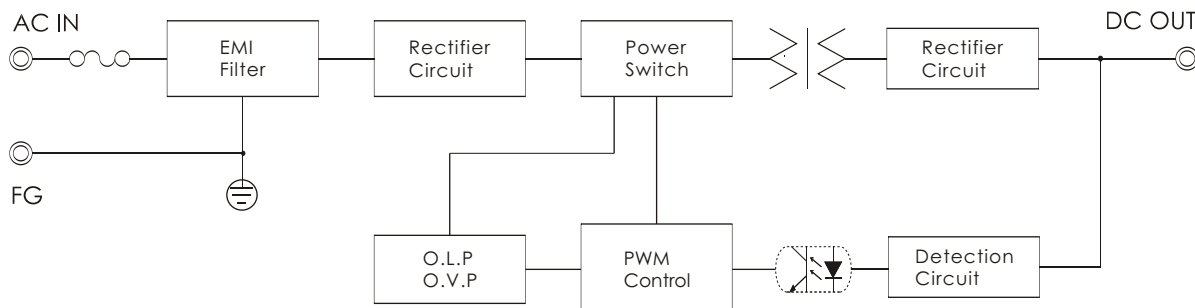
1. All parameters not specially mentioned are measured at 220vac input, rated load and 25℃ of ambient temperature.
2. Ripple & noise are measured at 20MHz of bandwidth by using a 12" twisted pair-wire terminated with 0.1 uF & 47uF parallel capacitor.
3. Tolerance : includes set up tolerance, line regulation and load regulation.
4. Line regulation is measured from low line to high line at rated load.
5. Load regulation is measured from low 0% to 100% rated load.

S.M.P.S

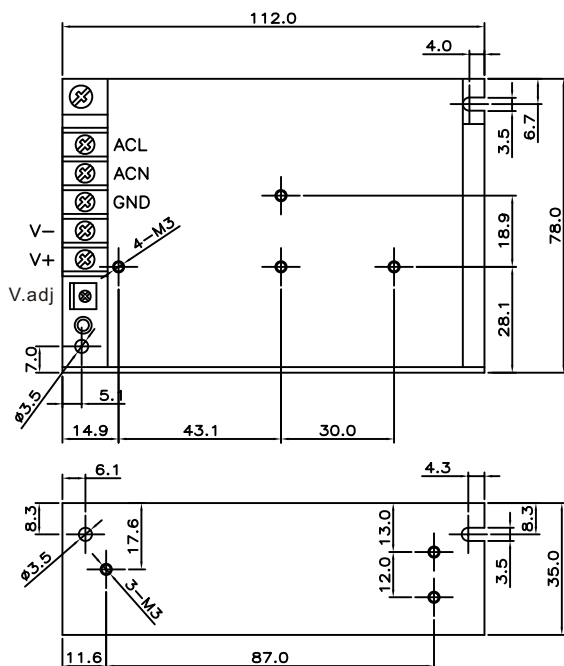
Enclosed Switching Power Supply

Low Cost Type

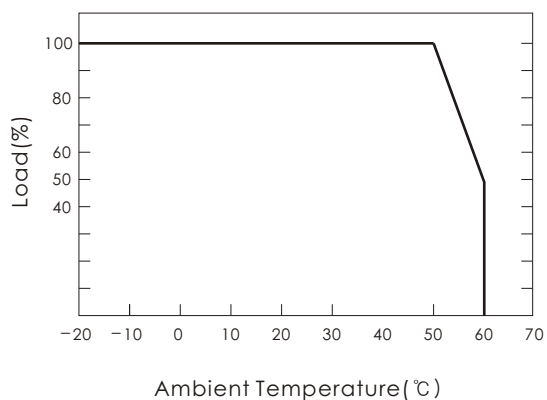
BLOCK DIAGRAM



DIMENSIONS(unit:mm)



DERATING CURVE



STATIC CHARACTERISTICS

